



Statistical Data on Employment of Visually Impaired Persons

Daniela Reichová



Statistical resources


- Social Insurance Agency (SIA)
- Centre of Labour, Social Affairs and Family (CoLSAF)
- Statistical Office of the Slovak Republic (SOoSR)



Social Insurance Agency (SIA)


- SIA evaluates the level of earning capacity restriction (ECR) in order to provide disability pension.
- The level of ECR has been reviewed since 2004
- The new classification of people with disabilities introduced for the purposes of CoLSAF and SIA activities: “Person to 40% ECR”, “Person with more than 40% to 70% ECR” and “Person with more than 70% ECR”.

Social Insurance Agency – cont.



- 367 reviewed persons with sight problem in 2004
- In average, total blindness - half of all reviewed visual impairments (categories more than 40-70% and more than 70% of ECR).

Centre of Labour, Social Affairs and Family (CoLSAF)




- Classification of disability types of jobless people in order to provide employment services


June 2005:

- 5% of job-seekers with disabilities out of all registered job-seekers
- 1.4% of VI job-seekers out of all registered job-seekers with disabilities

Statistical Office of the Slovak Republic (SOoSR)



- Doesn't regularly observe data concerning people with disabilities
- Data based on the ad hoc module on health problems and disability by Labour Force Survey in the 2nd Q. 2002
- Comparable with Eurostat Labour Force Survey ad hoc module on people with disabilities in 2nd quarter of 2002




SOoSR – cont.

- Visual impairment = difficulty in seeing
- Data on people with seeing difficulty sorted by labour status

Labour Status	Seeing difficulty (%)	Persons with LHP
Employed	3.8	56 200
Unemployed	3.9	25 400
Inactive	2.2	215 400

What we need



- Official statistics dealing with visually impaired people and their integration into the labour market:
 - Data on **employed** people with visual impairment (in the open labour market), sorted by various socio-demographic categories
- Statistics on visually impaired participants of continuing education and training.
- Official statistics focused on the institutions providing continuing education and training for visually impaired persons